




Westwood









Westwood S1600H/36 (91cm)



Contents

Illustration

Table

<i>36" (91cm) Triple Blade Cutter Deck</i>	<i>page 66</i>		<i>..... page 67</i>	
<i>Tractor Chassis and Upper Body Panels</i>	<i>pages 68 & 70</i>		<i>..... pages 69 & 71</i>	
<i>Steering and Electrical Controls</i>	<i>page 72</i>		<i>..... page 73</i>	
<i>Tractor Chassis, PTO, Brake and Cutter Controls</i>	<i>pages 74 & 76</i>		<i>..... pages 75 & 77</i>	

A L L Y E A R R O U N D P E R F O R M A N C E